




First-time, Full-time, Degree-seeking Undergraduate Retention Rates



4%

Percent of Fall 2024 cohort that were first-time, full-time degree seekers

First-time, full-time, degree-seeking undergraduates include traditional students and adult learners.

(This excludes those pursuing transfer modules.)

Note: students that earned CC+ credits previously can still be counted as first-time when becoming an undergraduate.

Fall-to-Spring   

Semester	FT, FT, DS	Retained in Following Spring	Retention Rate
Fall 2019	223	172	77%
Fall 2020	320	249	78%
Fall 2021	387	285	74%
Fall 2022	257	201	78%
Fall 2023	242	194	80%
Fall 2024	188	143	76%
5-year Change	-16%	-17%	

First-time, full-time, degree-seeking undergraduates that returned the following spring.


First-time, Full-time, Degree-seeking Undergraduate Retention Rates (continued)

Fall-to-Fall

Semester	FT, FT, DS	Retained in Following Fall	Retention Rate
Fall 2019	223	104	47%
Fall 2020	320	159	50%
Fall 2021	387	215	56%
Fall 2022	257	141	55%
Fall 2023	242	127	52%
Fall 2024	188	105	56%
5-year Change	▼ -16% ▲	1%	

First-time, full-time, degree-seeking undergraduates that returned the following fall.

First-time Undergraduate Retention Rates



8%

Percent of Fall 2024 cohort that were first-time undergraduates

First-time undergraduates include traditional students and adult learners.
 All degree, non-degree, and transfer module pursuing students included.
 All full- and part-time students included.

Fall-to-Spring   

Semester	First Time	Retained in Following Spring	Retention Rate
Fall 2019	471	298	63%
Fall 2020	566	375	66%
Fall 2021	657	430	65%
Fall 2022	506	354	70%
Fall 2023	512	352	69%
Fall 2024	383	251	66%
5-year Change	-19%	-16%	

First-time undergraduates that returned the following spring.


First-time Undergraduate Retention Rates (continued)

Fall-to-Fall

Semester	First Time	Retained in Following Fall	Retention Rate
Fall 2019	471	177	38%
Fall 2020	566	236	42%
Fall 2021	657	320	49%
Fall 2022	506	253	50%
Fall 2023	512	230	45%
Fall 2024	383	186	49%
5-year Change	▼ -19%	▲ 5%	

First-time undergraduates that returned the following fall.

First-time CC+ Student Retention Rates



32%

Percent of Fall 2024 cohort that were first-time CC+ students

Includes all CC+ students (at any grade level) with no previous college credits.

Fall-to-Fall

Semester	First-time CC+ Students	Retained in the Following Fall	Retention Rate
Fall 2019	899	545	61%
Fall 2020	1,289	887	69%
Fall 2021	1,214	827	68%
Fall 2022	1,192	837	70%
Fall 2023	1,330	956	72%
Fall 2024	1,529	1,044	68%
5-year Change	▲ 70% ▲	92%	

First-time CC+ students that returned the following fall.

CC+ Senior to Undergraduate Matriculation Rates



27%

Percent of Fall 2024 cohort that were CC+ seniors

Fall-to-Fall

Semester	Senior CC+ Students	Matriculated as Undergrads in the Following Fall	CC+ → UG Matriculation Rate
Fall 2019	975	156	16%
Fall 2020	1,052	181	17%
Fall 2021	1,142	147	13%
Fall 2022	1,124	154	14%
Fall 2023	1,163	111	10%
Fall 2024	1,283	105	8%
5-year Change ▲	32%	▼	-33%

CC+ seniors who attended Edison that returned as undergraduates the following fall.

Top 10 Programs CC+ Seniors Matriculated Into

- Associate of Science Degree
- Associate of Arts Degree
- Associate of Science - Pre-Nursing
- Nursing AAS Registered
- Business Management AAB Business Management Option
- Business Management AAB General Business Option
- AS in Pre Physical Therapist Assistant
- AS - Pre-Veterinary Technician
- Agriculture AAS
- Accounting AAB