



EdisonState

COMMUNITY COLLEGE

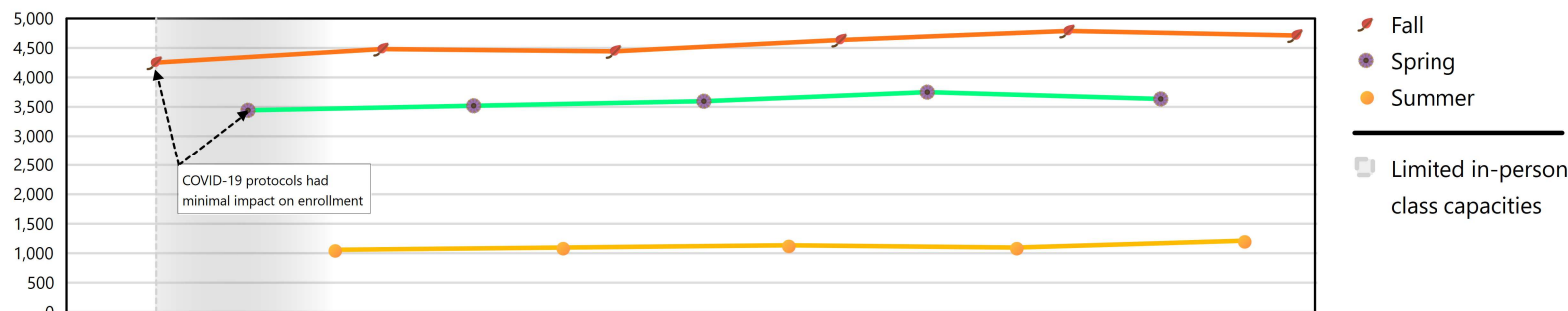
HEAD COUNTS FROM CURRENT & PREVIOUS SEMESTERS

	AY2020-21			AY2021-22			AY2022-23			AY2023-24			AY2024-25			AY2025-26	1-year Fall Change	5-year Fall Change
	Fall	Spring	Summer	Fall	Spring	Summer	Fall	Spring	Summer	Fall	Spring	Summer	Fall	Spring	Summer	Fall		
Totals	4,203	3,401	1,016	4,433	3,494	1,070	4,393	3,559	1,085	4,581	3,708	1,067	4,747	3,583	1,174	4,685	▼ -1%	▲ 11%
Student Level																		
Undergraduate	1,658	1,486	627	1,739	1,550	721	1,730	1,579	745	1,714	1,522	723	1,510	1,309	722	1,397	▼ -7%	▼ -16%
CC+	2,545	1,915	389	2,694	1,944	349	2,663	1,980	340	2,867	2,186	344	3,237	2,274	452	3,288	▲ 2%	▲ 29%

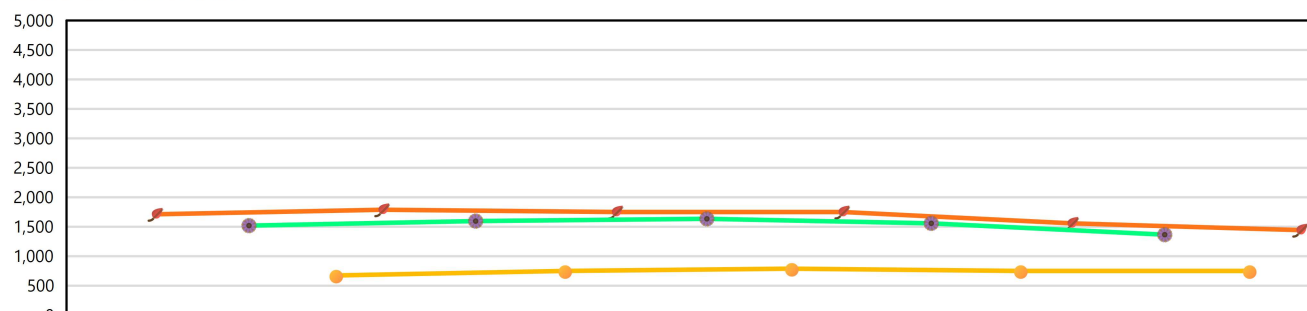
HISTORICAL TRENDS

AY2020-21 '21-22 '22-23 '23-24 '24-25 '25-26

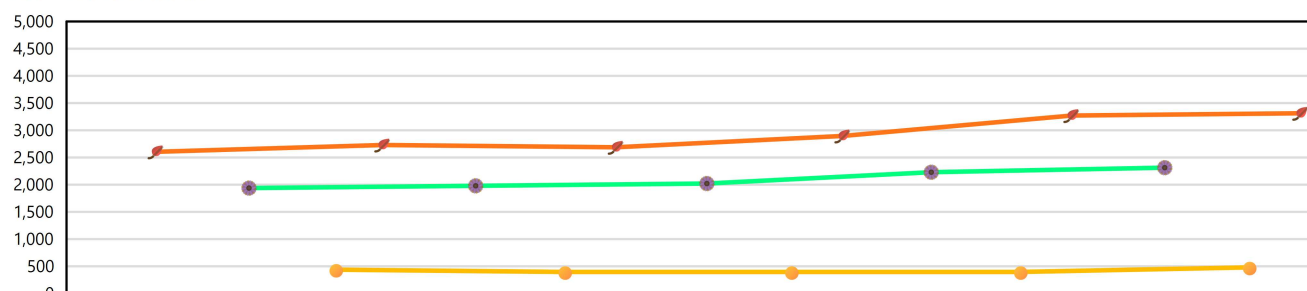
ALL STUDENTS



UNDERGRADUATES



CC+ STUDENTS



Note: Students attending multiple semesters during a year will be duplicated.

Prepared by the Edison State Office of Institutional Research

Sources: Federal Reserve Bank of St. Louis, Edison Wired

Updated January 06, 2026

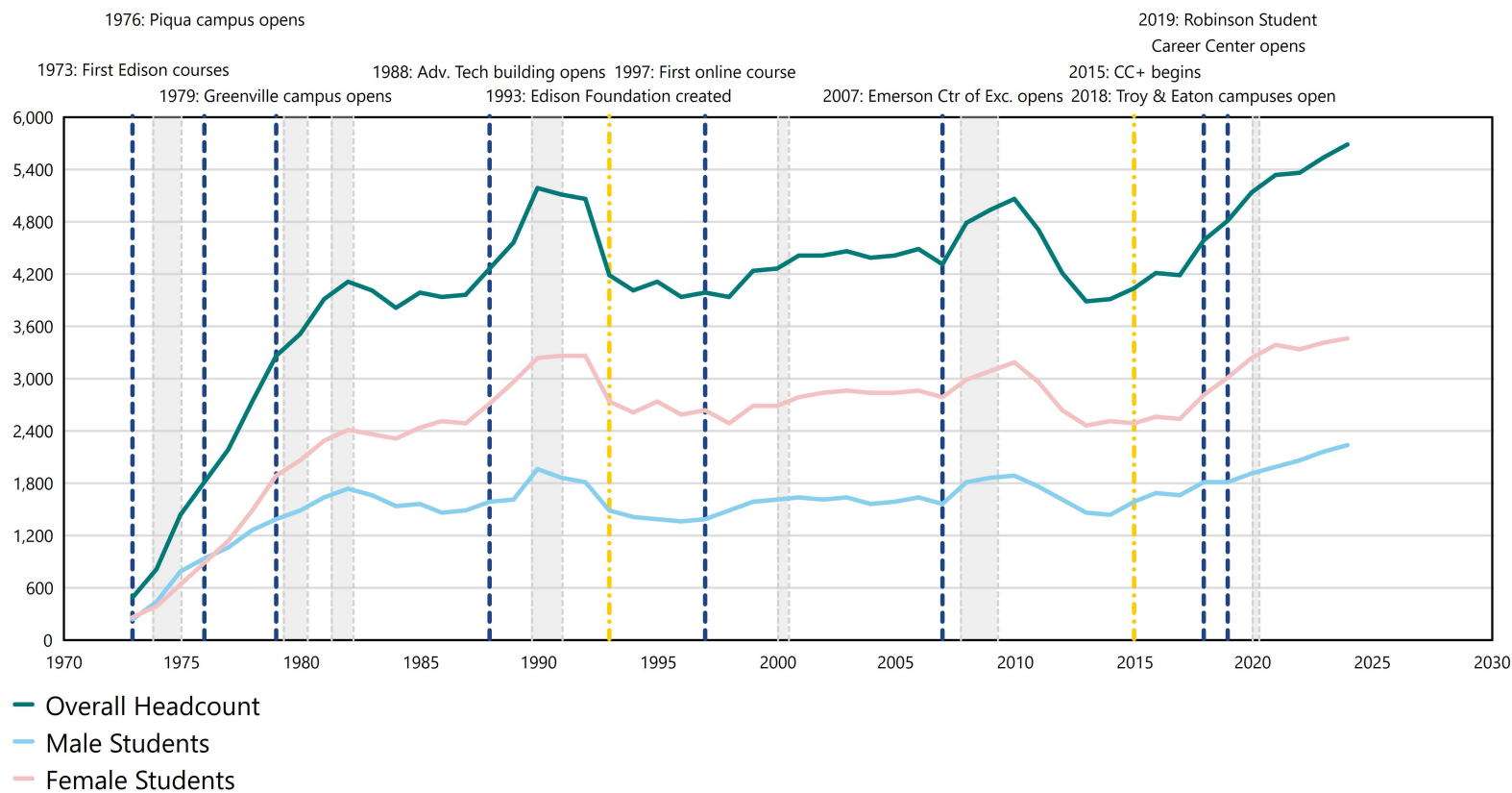


EdisonState

COMMUNITY COLLEGE

HISTORY OF EDISON

UNDUPLICATED HEAD COUNTS BY ACADEMIC YEAR



Recessions