



EdisonState

COMMUNITY COLLEGE

DEGREES & CERTIFICATES AWARDED

Academic Year 2024-2025

1,022

AWARDS EARNED IN
ACADEMIC YEAR
2024 - 2025

5,513

AWARDS EARNED BETWEEN
AY 2019 - 20 -
AY 2024 - 25

DEGREES FROM CURRENT & PREVIOUS YEARS

	AY2019-20	AY2020-21	AY2021-22	AY2022-23	AY2023-24	AY2024-25
Associate of Applied Business	69	70	55	63	87	77
Associate of Applied Science	117	142	125	120	146	154
Associate of Arts	45	54	61	116	77	95
Associate of Science	87	93	109	102	128	90
Associate of Technical Study	1	3	3	3	1	
Certificate	68	173	164	200	110	132
Short-Term Technical Certificate	30	251	212	388	476	340
Transfer Module	96	120	75	108	143	134
Total	513	906	804	1,100	1,168	1,022



DEMOGRAPHICS BY CAREER PATHWAY

SEX - AY2024-25

	Female	Male	Ratio	
Arts, Humanities, & Communication	65	30	2 : 1	
Business	101	59	2 : 1	
Engineering & Manufacturing	43	182	1 : 4	Most popular pathway for men
Health Sciences	126	27	5 : 1	Most popular pathway for women
Information Technology	33	85	1 : 3	
Science & Mathematics	59	31	2 : 1	
Social & Public Services	25	22	1 : 1	
Transfer Module	88	46	2 : 1	
Total	540	482	1 : 1	

SEX - CURRENT & PREVIOUS YEARS

		AY2019-20	AY2020-21	AY2021-22	AY2022-23	AY2023-24	AY2024-25
Arts, Humanities, & Communication	Female	35	33	46	77	56	65
	Male	10	21	16	39	21	30
	Total	45	54	62	116	77	95
Business	Female	73	156	105	159	152	101
	Male	32	51	49	101	65	59
	Total	105	207	154	260	217	160
Engineering & Manufacturing	Female	8	26	23	30	45	43
	Male	35	191	164	174	247	182
	Total	43	217	187	204	292	225
Health Sciences	Female	84	110	112	110	127	126
	Male	5	12	22	27	23	27
	Total	89	122	134	137	150	153
Information Technology	Female	3	13	14	16	21	33
	Male	27	38	42	70	90	85
	Total	30	51	56	86	111	118
Science & Mathematics	Female	55	56	72	58	83	59
	Male	30	37	35	44	45	31
	Total	85	93	107	102	128	90
Social & Public Services	Female	13	19	17	25	23	25
	Male	7	23	12	62	27	22
	Total	20	42	29	87	50	47
Transfer Module	Female	68	70	53	60	92	88
	Male	28	50	22	48	51	46
	Total	96	120	75	108	143	134
Grand Total		513	906	804	1,100	1,168	1,022

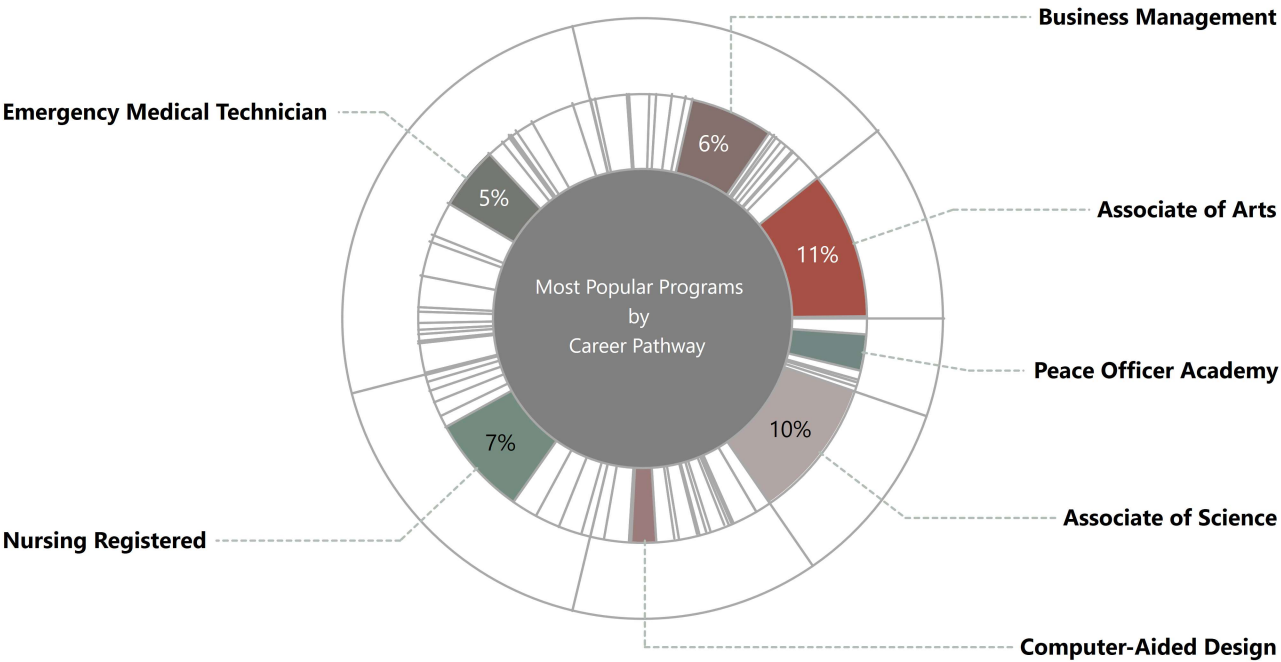
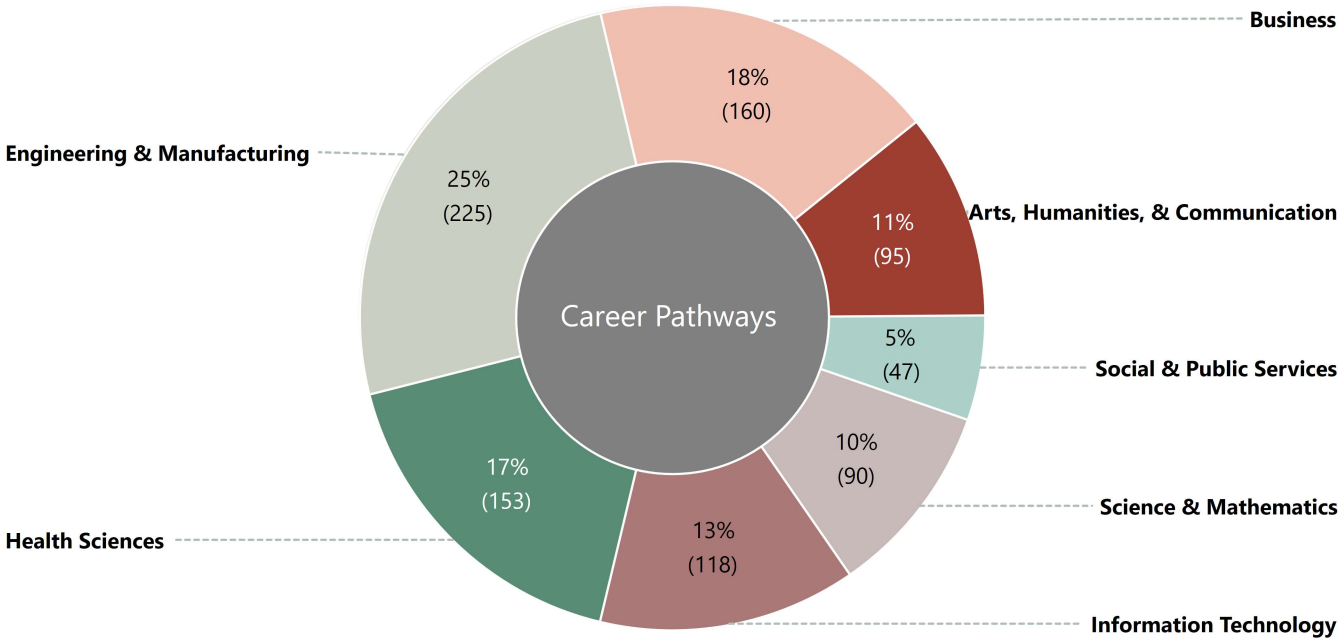


RACE/ETHNICITY - CURRENT & PREVIOUS YEARS

Career Pathway	Race	AY2019-20	AY2020-21	AY2021-22	AY2022-23	AY2023-24	AY2024-25
Arts, Humanities, & Communication	Asian	0	2	0	1	1	2
	Black or African American	1	0	2	1	1	4
	Hispanic	0	2	1	1	0	3
	Native American or Alaska Native	0	0	1	0	1	0
	Native Hawaiian or other Pacific Islander	0	0	0	1	0	0
	Two or more races	1	0	0	2	3	3
	U.S. nonresident	0	0	0	1	1	0
	Unknown	1	0	1	1	1	6
	White	42	50	57	108	69	77
	Total	45	54	62	116	77	95
Business	Asian	1	0	6	0	2	3
	Black or African American	0	0	2	3	7	4
	Hispanic	2	11	4	2	4	3
	Native American or Alaska Native	0	0	1	1	0	1
	Native Hawaiian or other Pacific Islander	1	2	1	0	0	0
	Two or more races	2	6	2	3	6	2
	U.S. nonresident	0	0	1	0	1	0
	Unknown	0	1	1	7	5	8
	White	99	187	136	244	192	139
	Total	105	207	154	260	217	160
Engineering & Manufacturing	Asian	0	5	6	2	1	4
	Black or African American	0	0	0	4	3	4
	Hispanic	3	3	1	3	3	2
	Two or more races	1	1	2	0	6	5
	U.S. nonresident	0	0	0	1	1	0
	Unknown	0	1	0	5	9	6
	White	39	207	178	189	269	204
	Total	43	217	187	204	292	225
Health Sciences	Asian	0	1	0	0	1	1
	Black or African American	1	3	6	6	10	4
	Hispanic	2	1	2	2	4	1
	Native American or Alaska Native	1	0	0	1	0	0
	Two or more races	3	4	6	3	3	5
	U.S. nonresident	0	0	0	0	0	1
	Unknown	2	1	1	1	5	7
	White	80	112	119	124	127	134
	Total	89	122	134	137	150	153
Information Technology	Black or African American	0	1	1	0	1	0
	Hispanic	1	0	1	1	2	2
	Native American or Alaska Native	0	0	0	0	0	3
	Two or more races	0	0	0	5	4	4
	U.S. nonresident	0	0	0	0	0	1
	Unknown	1	0	4	1	4	9
	White	28	50	50	79	100	99
	Total	30	51	56	86	111	118
Science & Mathematics	Asian	0	3	1	0	5	1
	Black or African American	2	3	3	1	1	1
	Hispanic	3	2	4	1	4	1
	Native American or Alaska Native	1	0	0	0	2	0
	Native Hawaiian or other Pacific Islander	0	0	1	0	0	0
	Two or more races	5	2	2	5	4	1
	U.S. nonresident	0	0	0	1	0	0
	Unknown	1	0	2	1	3	5
	White	73	83	94	93	109	81
	Total	85	93	107	102	128	90
Social & Public Services	Asian	0	1	0	0	0	0
	Black or African American	0	1	0	2	2	2
	Hispanic	3	2	2	2	2	0
	Native American or Alaska Native	0	0	1	0	0	1
	Two or more races	0	1	1	0	0	4
	Unknown	0	0	0	2	0	2
	White	17	37	25	81	46	38
	Total	20	42	29	87	50	47
Transfer Module	Asian	0	3	0	0	6	1
	Black or African American	1	3	2	1	2	3
	Hispanic	2	3	3	1	3	3
	Native American or Alaska Native	0	1	0	0	0	0
	Two or more races	5	2	2	4	2	1
	U.S. nonresident	0	0	0	1	2	0
	Unknown	2	0	0	1	2	4
	White	86	108	68	100	126	122
	Total	96	120	75	108	143	134
Grand Total		513	906	804	1,100	1,168	1,022



CAREER PATHWAYS - AY2024-25



Note: transfer modules not included

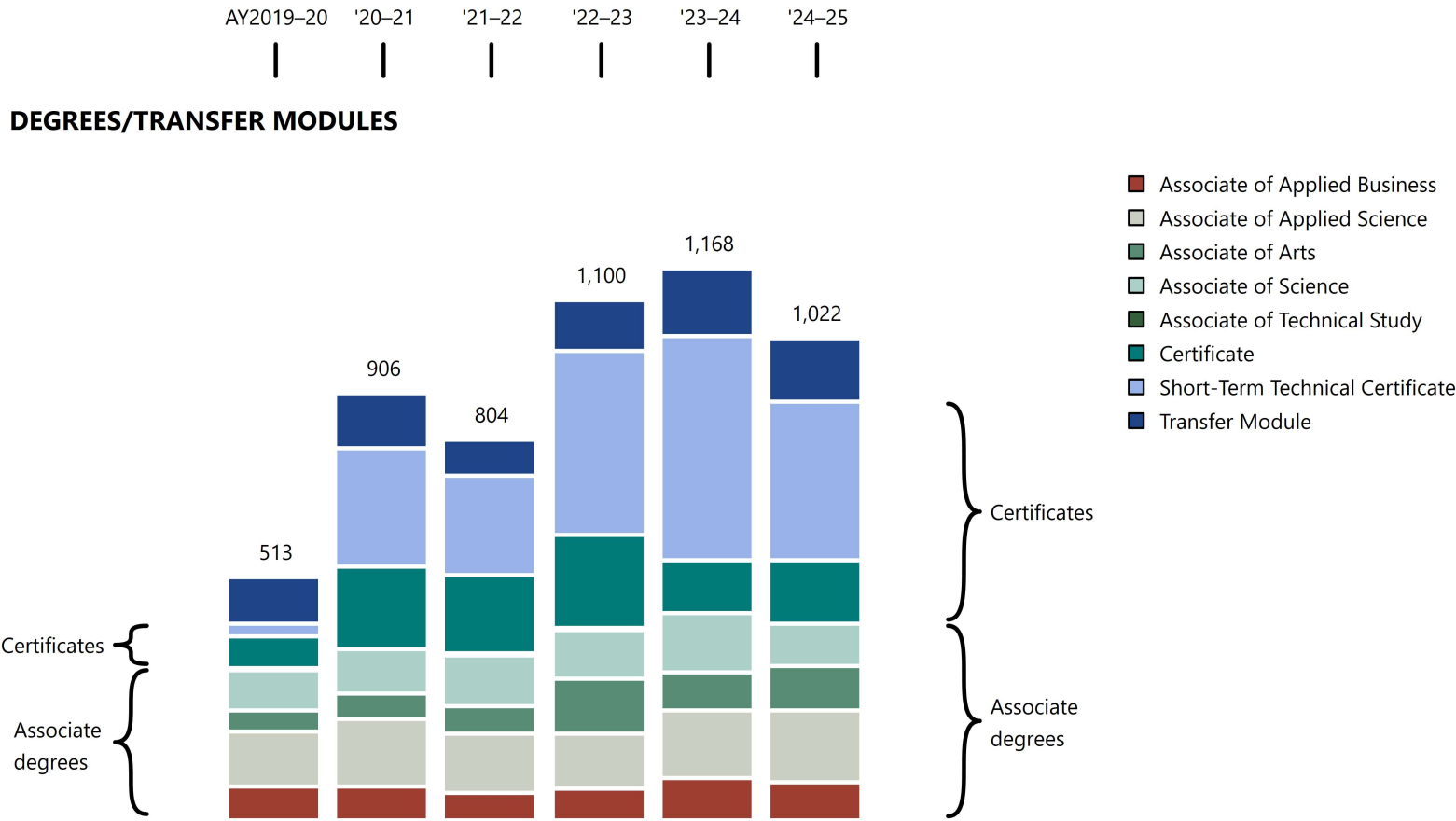


CAREER PATHWAYS BY AWARD TYPE

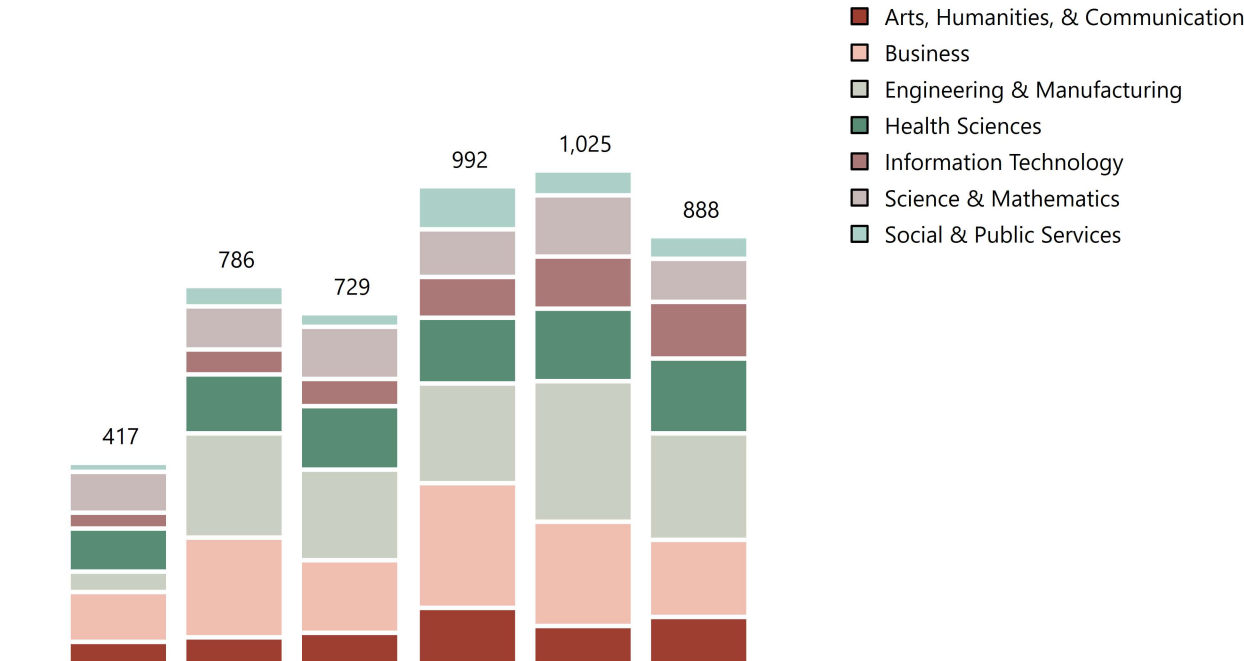
Degree	Career Pathway	AY2019-20	AY2020-21	AY2021-22	AY2022-23	AY2023-24	AY2024-25
Associate of Applied Business	Business	50	57	47	48	67	49
	Information Technology	19	13	8	15	20	28
	Total	69	70	55	63	87	77
Associate of Applied Science	Business	4	4	4	10	7	5
	Engineering & Manufacturing	28	34	37	23	27	28
	Health Sciences	66	80	69	74	93	99
	Social & Public Services	19	24	15	13	19	22
	Total	117	142	125	120	146	154
Associate of Arts	Arts, Humanities, & Communication	45	54	61	116	77	95
	Total	45	54	61	116	77	95
Associate of Science	Business	2	0	1	0	0	0
	Science & Mathematics	85	93	107	102	128	90
	Social & Public Services	0	0	1	0	0	0
	Total	87	93	109	102	128	90
Associate of Technical Study	Engineering & Manufacturing	0	0	0	2	1	0
	Information Technology	1	3	2	1	0	0
	Social & Public Services	0	0	1	0	0	0
	Total	1	3	3	3	1	0
Certificate	Business	40	89	68	106	40	45
	Engineering & Manufacturing	4	38	34	26	14	25
	Health Sciences	21	36	53	54	49	44
	Information Technology	3	10	9	14	7	18
	Total	68	173	164	200	110	132
Short-Term Technical Certificate	Arts, Humanities, & Communication	0	0	1	0	0	0
	Business	9	57	34	96	103	61
	Engineering & Manufacturing	11	145	116	153	250	172
	Health Sciences	2	6	12	9	8	10
	Information Technology	7	25	37	56	84	72
	Social & Public Services	1	18	12	74	31	25
	Total	30	251	212	388	476	340
Transfer Module	Transfer Module	96	120	75	108	143	134
	Total	96	120	75	108	143	134
Grand Total		513	906	804	1,100	1,168	1,022



HISTORICAL TRENDS



CAREER PATHWAYS



Note: transfer modules not included



EdisonState

COMMUNITY COLLEGE

HISTORY OF EDISON

GRADUATES BY ACADEMIC YEAR

